

PROJECT TITLE
7'X5'
COMMERCIAL
KIDNEY
SHAPED SPA
© Bradford Products LLC All Rights Reserved
**THIS DRAWING IS THE SOLE
PROPERTY OF BRADFORD
PRODUCTS, LLC. IT MAY
NOT BE TRANSMITTED OR
REPRODUCED WITHOUT
WRITTEN PERMISSION FROM
BRADFORD PRODUCTS.**

REVISIONS/CHANGES			
LVL.	DATE	DESCR	BY

CONSULTANTS

PROJECT

TITLE

CUSTOMER

CODE FOLLOWED

CITY, STATE

PROJECT NO

DRAWN BY

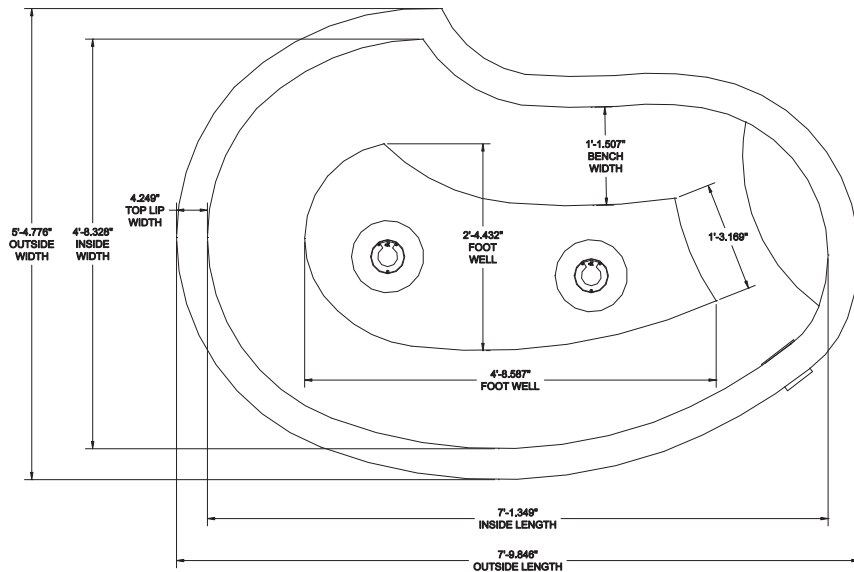
DRAW DATE

CHECKED BY

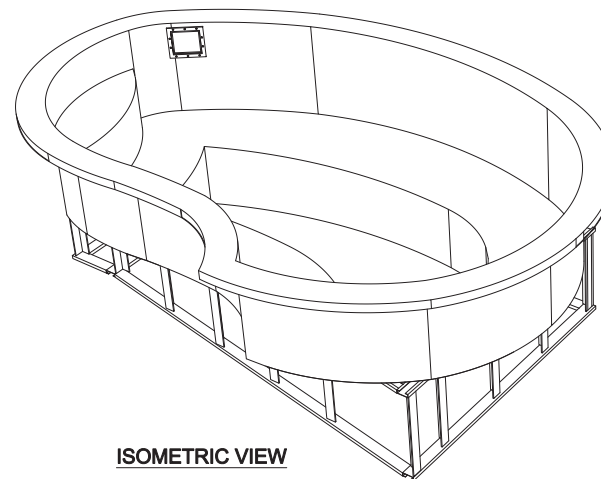
SCALE

NUMBER

SHEET OF

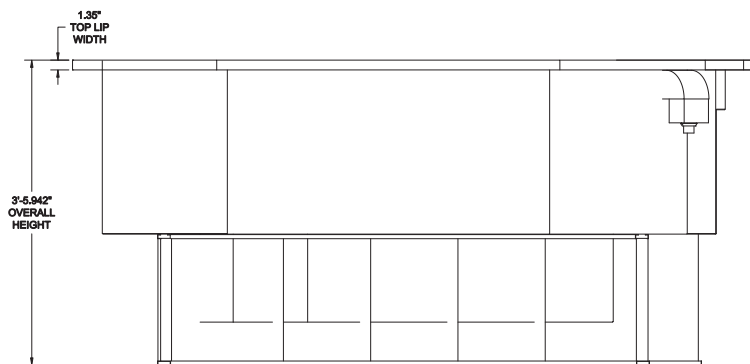


LAYOUT PLAN



ISOMETRIC VIEW

**WATER SURFACE AREA:
30 SQ. FT.**



ELEVATION

SIZE
INCH
D
24x36

SEAL